



Living in an  
environment  
of comfort



Heat pumps..... 4

DC-inverter split systems ..... 8

Universal multi-component inverter  
split systems .....16

Professional air conditioning DC  
inverter split-systems.....28

# Air conditioners

## Multifunctional systems

### Heat pumps



Electrolux high-efficiency household heat pumps can become the optimal solution for the organization of heating and air conditioning systems for various purposes.

Heat pumps have combined the most complete set of functions, energy-saving technologies and a well-thought-out control interface.

HVI series

- Operating modes: cooling/heating/dehumidification/ventilation
- Stable work from -30 °C to +54 °C
- Remote control with real-time mode and backlight
- Anti-corrosion coating Blue Fin
- Multi-stage filter (6 filtration stages)
- Autonomous control and maintenance of plus temperature in the house (+8 °C)
- Increased track lengths
- I-Feel function
- Night mode



Heating at -30 °C



Protection against voltage surges



Memory of the position of the blinds



Automatic flow in 4 directions



Wi-Fi control



Record-breaking efficient SEER cooling (A+++)



Record-breaking efficient SCOP heating (A+++)



Record low noise level of 22 dB (A)

Comfortable and ergonomic remote control with backlight

Allows you to control the air conditioner easily even at night.

Working on the principle of a heat pump, models of this series consume less than 170 watts of electricity for each kW of heat, which is 6 times more efficient than household electric heaters.

Electrolux HVI air conditioners use a DC compressor with additional injection of refrigerant to increase productivity in heating mode.

This technology allows you to effectively heat the space at -30 °C on the street, while electricity consumption is 6 times less than that of household electric heaters.

Thanks to DC-inverter technologies of the latest generation, the Electrolux HVI split system consumes a minimum of electricity and corresponds to the maximum class of seasonal energy efficiency level A+++ (SEER=8.5 / SCOP=6.1).



Specifications	*EACS/I-09HVI/N8_21Y EEC*	*EACS/I-12HVI/N8_21Y EEC*	*EACS/I-18HVI/N8_21Y EEC*	*EACS/I-24HVI/N8_21Y EEC*
Cooling Capacity, Btu/h	9212 (2388-17060)	12044 (2900-17060)	18083 (4094-31390)	24000 (6800-30700)
Heating Capacity, Btu/h	11942 (2388-18766)	14330 (3003-24566)	19004 (4094-31390)	24000 (6800-32000)
Cooling Capacity, W	550 (70-1800)	840 (55-1900)	1320 (350-2500)	1850 (450-3700)
Heating Capacity, W	745 (130-2400)	950 (130- 2600)	1320 (350-3300)	1750 (380-3800)
Rated Voltage V/Hz	220-240-50-60	220-240-50-60	220-240-50	220-240-50
SEER/SCOP	A+++ / A+++	A+++ / A+++	A+++ / A+++	A++ / A+++
Air Flow Volume, m <sup>3</sup> /h	800	800	1200	1200
Sound Pressure Level, dB (A)	22	22	33	35
Appliance dimensions. Indoor unit (W*D*H), mm	996*301*225	996*301*225	1101*327*249	1101*327*249
Appliance dimensions. Outdoor unit (W*D*H), mm	899*596*378	899*596*378	980*790*427	980*790*427
Package dimensions. Indoor unit (L*W*H), mm	1057*377*307	1057*377*307	1164*402*339	1164*402*339
Package dimensions. Outdoor unit (L*W*H), mm	945*417*630	945*417*630	1080*485*840	1080*485*840
Net/Gross weight. Indoor unit, kg	13 / 16	13,5 / 16,5	16,5 / 20	16,5 / 20
Net/Gross weight. Outdoor unit, kg	44,5 / 47,5	45,5 / 48,5	62,5 / 67,5	65 / 70
Outer Diameter of Pipe (Liquid / Gas Pipe), inch	1/4"-3/8"	1/4"-3/8"	1/4"-5/8"	1/4"-5/8"
Connection pipe - max distance (Length/Height)	15 / 10	20 / 10	40 / 15	50 / 30
Operation ambient temperature range (Cooling / Heating), °C	-15 - 48 / -30 - 24	-15 - 48 / -30 - 24	-15 - 48 / -30 - 24	-15 - 48 / -30 - 24



## DC-inverter split systems

### Energy saving by 1.5 times

Electrolux inverter split systems are the most complete set of functions, energy-saving technologies of class A++ and a well-thought-out control interface.

The main advantage of the models is a high level of seasonal energy efficiency: SEER=6.3 class " A++".

Multifunctionality, effective safety technologies, long service life are just some of the additional advantages of DC-inverter split systems. Together with a unique modern design, they will be the ideal solution for creating a comfortable microclimate in your home



## Electrolux Super DC-inverter technologies



**High energy efficiency**  
Thanks to Super DC-Inverter technologies, Electrolux split systems achieve seasonal energy efficiency of SEER 7.0 (A++ Class). In standby mode, the energy consumption is only 0.5 W, which corresponds to the latest European standards.



**Heat exchange technologies**  
Thanks to the upgraded shape of the inner surface of the copper tubes, the heat transfer coefficient is increased and the load on the compressor is reduced. As a result, with the same size of heat exchangers, the energy efficiency of the device is increased by 5-6%.



**Silent operation**  
Due to the design features of the indoor unit, the device works extremely quietly (about 19 dB(A)).



**Blinds' position memory**  
Coolness in the direction you need every time after turning on the air conditioner.



**Anti frost mode**  
At low temperatures outside, the air conditioner in offline mode will maintain the temperature in the house + 8 °C, consuming a minimum of electricity.



**Self-diagnosis**  
A continuously operating self-diagnosis system automatically checks the current condition of the air conditioner, protecting it from external influences (more than 20 types of checks).



**4D flow**  
Thanks to this function, you will be able to remotely change the direction of the airflow in 4 directions, which will allow you to create an ideal microclimate and comfort exactly where you are.



**I-Feel function**  
Thanks to the I-Feel function, the air conditioner maintains the required temperature at the location of the remote control.





Automatic air flow  
in four directions



## HAV series

- Operating modes: cooling/heating/dehumidification/ventilation
- Stable operation from -25 °C to +48 °C
- Wi-Fi control Option
- Remote control with real-time mode and backlight
- Anti-corrosion "Blue Fin" coating
- Multi-stage filter
- Autonomous control and maintenance of plus temperature in the house (+8 °C)
- Pre-heating of the tray of the outdoor unit
- Turbo mode
- Autorestart
- Hot start



I-Feel function



Stable operation  
at -25



7 speeds of  
the fan



Self-diagnosis  
complex



Auto-cleaning



Automatic  
defrosting



Record-breaking  
efficient SEER  
cooling (A++)



Record-breaking  
efficient SCOP  
heating (A+++)



Record low  
noise level of  
26 dB (A)

### SUPER DC INVERTER

	EACS/I-09HAV/ N8_22Y	EACS/I-12HAV/ N8_22Y	EACS/I-18HAV/ N8_22Y	EACS/I-24HAV/ N8_22Y
<b>Specifications</b>				
Cooling Capacity, Btu/h	9212(3800-12966)	11976(3070-15012)	18084(2900-21496)	24200(6800-30200)
Heating Capacity, Btu/h	10236(3071-14501)	13000(3071-16036)	19107(3583-23884)	26000(6150-32200)
Cooling Capacity, W	695 (100 - 1300)	962 (220 - 1400)	1501 (100 - 2300)	2030 (450 - 2900)
Heating Capacity, W	700 (150 - 1400)	953 (220 - 1550)	1393 (240 - 2350)	2000 (350 - 3000)
Rated Voltage V/Hz	220-240V-50Hz	220-240V-50Hz	220-240V-50Hz	220-240V-50Hz
SEER/SCOP	A++/A+++	A++/A+++	A++/A+++	A++/A+++
Air Flow Volume, m <sup>3</sup> /h	610	680	1000	1250
Sound Pressure Level, dB (A)	25	24	26	33
Appliance dimensions. Indoor unit (W*D*H), mm	825×293×196	825×293×196	982×311×221	1075×333×246
Appliance dimensions. Outdoor unit (W*D*H), mm	732×555×330	732×555×330	802×555×350	958×660×402
Package dimensions. Indoor unit (L×W×H), mm	870×349×257	870×349×257	1039×377×287	1128×406×323
Package dimensions. Outdoor unit (L×W×H), mm	791×373×590	791×373×590	869×395×594	1029×453×715
Net/Gross weight. Indoor unit, kg	9,5/11,5	9,5/11,5	12,5/15	16/19
Net/Gross weight. Outdoor unit, kg	23,5/26	24,5/27	30,5/33,5	41,5/46
Outer Diameter of Pipe (Liquid / Gas Pipe), inch	1/4" / 3/8"	1/4" / 3/8"	1/4" / 1/2"	1/4" / 5/8"
Connection pipe - max distance (Length/Height)	15 / 10	15 / 10	25 / 10	25 / 10
Operation ambient temperature range (Cooling / Heating), °C	-15 - +50 / -25 - +30	-15 - +50 / -25 - +30	-15 - +50 / -25 - +30	-15 - +50 / -25 - +30



### Effective work all year round

The HAV split system works effectively not only for cooling, but also for heating at -25 °C outside, while consuming less electricity than household heating systems.



### HF series

- Operating modes: cooling/heating/dehumidification/ventilation
- Stable operation from -15 to 43°C
- Remote control with real-time mode
- Anti-corrosion coating Blue Fin
- Multi-stage filter (6 filtration stages)
- Autonomous control and maintenance of plus temperature in the house (+8 °C)
- Automatic defrosting
- Full cycle auto cleaning
- Hot start



I-Feel function



Stable operation in the 198V-264V range



7 speeds of the fan



Air conditioner power control



Record efficient SEER cooling (A++)



Record-breaking efficient SCOP heating (A+++)



Record low noise level of 25 dB(A)



### HOB series

- Operating modes: cooling/heating/dehumidification/ventilation
- Stable operation from -15°C to +48°C
- Remote control with real-time mode and backlight
- Anti-corrosion coating Blue Fin
- Multi-stage filter (6 filtration stages)
- Autonomous control and maintenance of plus temperature in the house (+8 °C)
- Automatic defrosting
- Auto-cleaning
- Hot start



Increased track lengths



4D flow



Night mode



Self-diagnosis complex



Stable operation in the 160V-264V range



Memory of the position of the blinds



Record efficient SEER cooling (A++)



Record efficient SEER cooling (A+++)



Record low noise level of 25 dB(A)



Specifications	EACS/I-07HF/N8_22Y	EACS/I-09HF/N8_22Y	EACS/I-12HF/N8_22Y	EACS/I-18HF/N8_22Y	EACS/I-24HF/N8_22Y
Cooling Capacity, Btu/h	7506(1024-9724)	8532 (1706-11089)	10922 (3071-12283)	15700(3412-18083.6)	21000(6100-23500)
Heating Capacity, Btu/h	8189(2047-9895)	9556 (1706-11942)	11604 (3071-13648)	17742(2388.4-19277.8)	22000(4400-24000)
Cooling Capacity, W	590 (80 - 1100)	720 (150 - 1300)	991 (220 - 1300)	1355 (420 - 1800)	1827 (450 - 2200)
Heating Capacity, W	590 (130 - 1300)	750 (140 - 1500)	916 (220 - 1500)	1340 (420 - 1900)	1912 (450 - 2300)
Rated Voltage V/Hz	220-240V-50Hz	220-240V-50Hz	220-240V-50Hz	220-240V-50Hz	220-240V-50Hz
SEER/SCOP	A/A	A+/A+++	A+/A+++	A+/A+++	A+/A+++
Air Flow Volume, m <sup>3</sup> /h	500	500	590	850	900
Sound Pressure Level, dB (A)	22	22	26	34	30
Appliance dimensions. Indoor unit (W*D*H), mm	696*251*190	696*251*190	770*251*190	972*300*225	972*300*225
Appliance dimensions. Outdoor unit (W*D*H), mm	710*450*293	732*550*330	732*550*330	732*550*330	873*555*376
Package dimensions. Indoor unit (L*W*H), mm	742*308*251	742*308*251	817*308*251	1017*366*289	1017*366*289
Package dimensions. Outdoor unit (L*W*H), mm	761*327*500	789*390*600	789*390*600	791*373*590	948*428*591
Net/Gross weight. Indoor unit, kg	7.5/9	7.5/9	8.5/10	13.5/16	13/15.5
Net/Gross weight. Outdoor unit, kg	21/23	25/27.5	25/27.5	26.5/29	36.5/39.5
Outer Diameter of Pipe (Liquid / Gas Pipe), inch	1/4" / 3/8"	1/4" / 3/8"	1/4" / 3/8"	1/4" / 3/8"	1/4" / 1/2"
Connection pipe - max distance (Length/Height)	15 / 10	15 / 10	15 / 10	25 / 10	25 / 10



Specifications	EACS/I-09HOB/N8 EEC	EACS/I-12HOB/N8 EEC	EACS/I-18HOB/N8 EEC	EACS/I-24HOB/N8 EEC
Cooling Capacity, Btu/h	9000 (3100-11600)	12000(/-)	18000	24000
Heating Capacity, Btu/h	10000 (2800-11500)	13000(/-)	19000	25000
Cooling Capacity, W	799	1140	1552	2337
Heating Capacity, W	789	1080	1501	2130
Rated Voltage V/Hz	220-240V-50Hz	220-240V-50Hz	220-240V-50Hz	220-240V-50Hz
SEER/SCOP	A+/A+++	A+/A+++	A+/A+++	A+/A+++
Air Flow Volume, m <sup>3</sup> /h	435	584	730	1020
Sound Pressure Level, dB (A)	25	26	28	31
Appliance dimensions. Indoor unit (W*D*H), mm	715x194x285	802x189x297	965x215x319	1080x226x335
Appliance dimensions. Outdoor unit (W*D*H), mm	720x270x495	720x270x495	805x330x554	890x342x673
Package dimensions. Indoor unit (L*W*H), mm	780x270x365	875x285x380	1045x305x410	1155x415x320
Package dimensions. Outdoor unit (L*W*H), mm	835x300x540	835x300x540	915x370x615	995x398x740
Net/Gross weight. Indoor unit, kg	7.0/9.1	8.6/11.1	10.9/14.2	13.7/17.3
Net/Gross weight. Outdoor unit, kg	23.2/25.0	23.2/25.0	33.5/36.1	43.9/46.9
Outer Diameter of Pipe (Liquid / Gas Pipe), inch	1/4" / 3/8"	1/4" / 3/8"	1/4" / 1/2"	3/8" / 5/8"
Connection pipe - max distance (Length/Height)	25 / 10	25 / 10	30 / 20	50 / 25



### I-Feel function

Thanks to the I-Feel function, the air conditioner maintains the required temperature at the location of the remote control.



### Anti frost mode

At low temperatures outside, the air conditioner in offline mode will maintain the temperature in the house + 8 °C, consuming a minimum of electricity.





## Universal multi-component inverter split systems

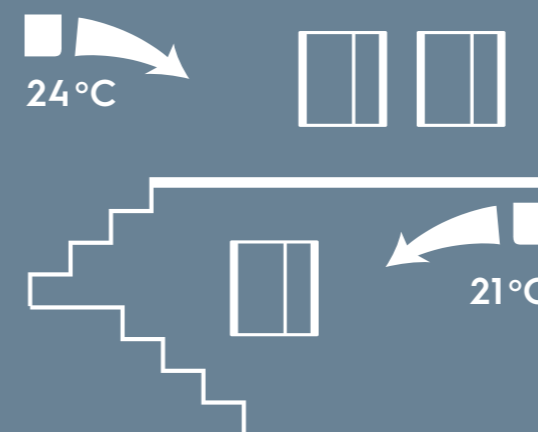
FMI inverter systems are designed for country houses, multi-room apartments, restaurants and small offices, where it is necessary to create an individual microclimate in each room. They have several indoor units and only one outdoor, so the installation of such systems will preserve the attractive appearance of any facade.

At the same time, the user is not limited when choosing equipment – it can be channel, cassette, floor-ceiling or wall-mounted indoor units in any combination with each other.

In total, there are more than 500 different combinations. Moreover, the system can be formed in stages, according to the principle of the designer: for example, install an outdoor unit, connect two indoor units to it, and connect the remaining three as needed.



## Universal multi-component inverter split systems



### Individual microclimate for everyone

The ability to independently adjust the operating parameters of each indoor unit separately allows you to create individual climatic conditions in different rooms.



### Wide operating temperature range

Electrolux multi split systems are capable of heating the premises at an outdoor temperature of  $-22^{\circ}\text{C}$ , and cooling at a temperature of  $+43^{\circ}\text{C}$ .



### Easy installation

The usage of new compressors made it possible to increase the total length of the tracks between the outdoor and indoor units to 145 m, and the height difference to 30 m, which significantly expanded the possibilities of choosing the installation location of the outdoor unit.



### High energy efficiency (SEER 6.1 and SCOP 4.0)

DC-inverter technology ensures the most accurate temperature maintenance in the room and reduces energy consumption to a minimum (by 40-50% compared to conventional air conditioner).



### Silent operation

Smooth operation of the compressor makes it possible to significantly reduce the noise level (up to 23 dB(A)), making the multi-split system indispensable in the bedroom or children's room.



### Automatic protection system

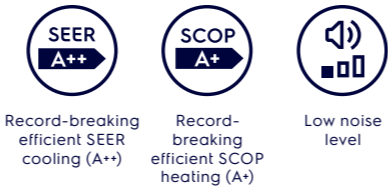
The built-in self-diagnosis system analyzes the main parameters of the air conditioner and, in case of failures, blocks its operation, notifying the user with an audible signal and an indicator on the display.



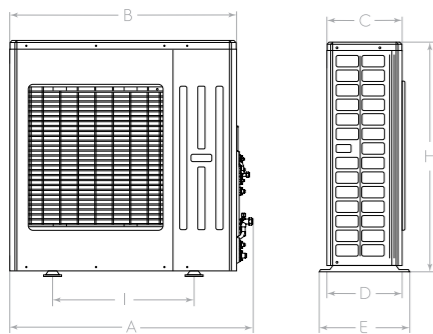


### Universal outdoor units

- Possibility to connect up to 4 indoor units
- Operating modes: cooling/heating/dehumidification/ventilation
- Stable operation from -22 °C to +43 °C
- Automatic defrosting
- Autostart
- Anti-corrosion Blue Fin coating



Specifications	EACO/I-14 FMI-2/ N8_ERP EEC	EACO/I-18 FMI-2/ N8_ERP EEC	EACO/I-24FMI-3/ N8_ERP EEC	EACO/I-28 FMI-4/ N8_ERP EEC
Number of ports	2	2	3	4
Cooling Capacity, BTU/h	14000 (7000 - 17100)	18100 (7300 - 19800)	24200 (7850 - 32400)	28000 (7800 - 37500)
Cooling Capacity, kW	4,1 (2,05 - 5)	5,3 (2,14 - 5,8)	7,1 (2,3 - 9,2)	8 (2,3 - 11)
Heating Capacity, BTU/h	15000 (8500 - 18400)	19300 (8800 - 22200)	29300 (12500 - 30000)	32400 (12500 - 35000)
Heating Capacity, kW	4.40 (2,49 - 5,4)	5.65 (2,58 - 6,5)	8.60 (3,65 - 9,2)	9.50 (3,65 - 10,25)
Cooling Power Input, W	1100	1480	1880	2120
Heating Power Input, W	970	1250	2230	2200
Rated Voltage, V/Hz	220-240/50/1	220-240/50/1	220-240/50/1	220-240/50/1
Cooling Current Input, A	4.88/4.44	6.56/5.55	8.35/9.89	9.41/9.77
SEER	7.20	7.20	7.10	7.20
Energy efficiency class (SEER/SCOP)	A++/A+	A++/A+	A++/A+	A++/A+
Sound Pressure Level, dB(A)	50	50	57	58
Air Flow Volume (outdoor unit), m <sup>3</sup> /h	2300	2300	3800	3800
Refrigerant, kg	R32/0.75	R32/0.9	R32/1.7	R32/1.8
Dimension of Outline (W×D×H)	745×550×300	745×550×300	889×654×340	889×654×340
Dimension of Package (L×W×H)	872×620×398	872×620×398	1032×737×456	1032×737×456
Weight (Net/gross), kg	30.0/32.5	32.0/34.5	47.5/52.0	51.0/55.5
Max. equivalent connection pipe length (outdoor to last indoor/total length), m	20/40	20/40	20/60	20/70
Connection Pipe Max. Height Distance (indoor and outdoor and outdoor up), m	15	15	15	15
Operation Ambient Temperature Range (cooling/heating), °C	-15-43/-22-24	-15-43/-22-24	-15-43/-22-24	-15-43/-22-24



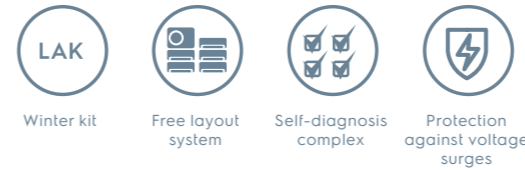
Model (outdoor unit)	A, mm	B, mm	C, mm	D, mm	E, mm
EACO/I-14 FMI-2/N8_ERP	822	745	300	332	512
EACO/I-18 FMI-2/N8_ERP	822	745	300	332	512

Model (outdoor unit)	A, mm	B, mm	C, mm	D, mm	E, mm	H, mm	I, mm
EACO/I-24 FMI-3/N8_ERP	964	889	340	371	402	660	570
EACO/I-28 FMI-4/N8_ERP	964	889	340	371	402	660	570

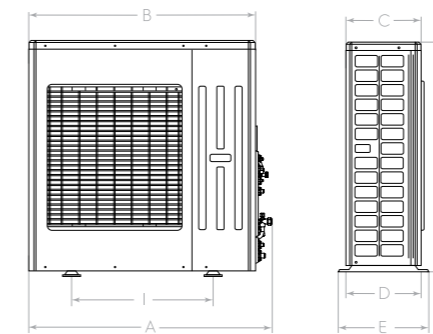


### Universal outdoor units

- Possibility to connect up to 5 indoor units
- Operating modes: cooling/heating/dehumidification/ventilation
- Stable operation from -22 °C to +43 °C
- Automatic defrosting
- Autostart
- Anti-corrosion Golden Fin coating



Specifications	EACO/I-36 FMI-4/ N8_ERP EEC	EACO/I-42 FMI-5/ N8_ERP EEC
Number of ports	4	5
Cooling Capacity, BTU/h	35826 (8871 - 40944)	40944 (8871.2 - 44356)
Cooling Capacity, kW	10,5 (2,6 - 12)	12 (2,6 - 13)
Heating Capacity, BTU/h	40944 (8871 - 46062)	44356 (8871.2 - 49474)
Heating Capacity, kW	12.00 (2,6 - 13,5)	13.00 (2,6 - 14,5)
Cooling Power Input, W	3100	3450
Heating Power Input, W	3200	3500
Rated Voltage, V/Hz	220-240/50/1	220-240/50/1
Cooling Current Input, A	14/13	16/15
SEER	6.10	6.10
Energy efficiency class (SEER/SCOP)	A++/A+	A++/A+
Sound Pressure Level, dB(A)	60	60
Air Flow Volume (outdoor unit), m <sup>3</sup> /h	7200	7200
Refrigerant, kg	R32/2.75	R32/2.75
Dimension of Outline (W×D×H)	1087×1103×440	1087×1103×440
Dimension of Package (L×W×H)	1158×1235×493	1158×1235×493
Weight (Net/gross), kg	90.0/98.0	90/98
Max. equivalent connection pipe length (outdoor to last indoor/total length), m	25.0/75.0	25.0/75.0
Connection Pipe Max. Height Distance (indoor and outdoor and outdoor up), m	15	15
Operation Ambient Temperature Range (cooling/heating), °C	-15-43/-20-24	-15-43/-20-24

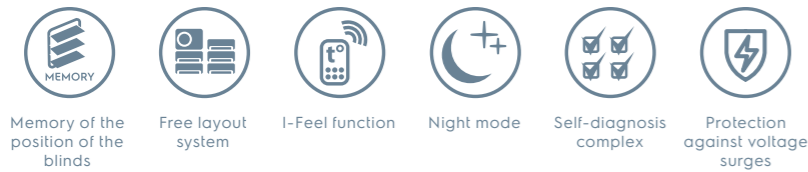


Model (outdoor unit)	A, mm	B, mm	C, mm	D, mm	E, mm	H, mm	I, mm
EACO/I-36 FMI-4/N8_ERP	1098	1016	361	401	631	1103	631
EACO/I-42 FMI-5/N8_ERP	1098	1016	361	401	631	1103	631



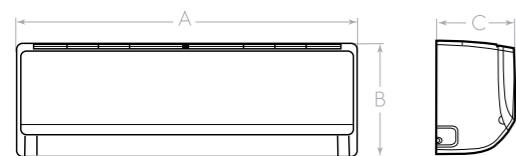
### Wall-type indoor units

- Operating modes: cooling/heating/dehumidification/ventilation
- Stable operation from -22 °C to +43 °C
- Automatic defrosting
- Autorestart
- Auto-cleaning
- Hot start
- Remote control with real-time mode and backlight
- Autonomous control and maintenance of plus temperature in the house (+8 °C)



SUPER DC INVERTER

Specifications	EACS/I-07 HM FMI/N8_ERP EEC	EACS/I-09 HM FMI/N8_ERP EEC	EACS/I-12 HM FMI/N8_ERP EEC	EACS/I-18 HM FMI/N8_ERP EEC	EACS/I-24 HM FMI/N8_ERP EEC
Cooling Capacity, BTU/h	7165 (1535 - 11942)	8500 (1700 - 11500)	10918 (2047 - 12965)	15695 (2218 - 17742)	21000 (6142 - 21837)
Heating Capacity, BTU/h	8871 (1535 - 14330)	9554 (1700 - 12000)	11942 (2047 - 15695)	17742 (2388 - 18425)	22000 (5459 - 22519)
Rated Voltage, V/Hz	220-240/50/1	220-240/50/1	220-240/50/1	220-240/50/1	220-240/50/1
Sound Pressure Level, dB(A)	24	28	25	34	34
Air Flow Volume (indoor unit), m <sup>3</sup> /h	560/490/460/430/380/330/290	560/490/430/330	560/480/410/290	850/720/610/520	850/720/610/520
Dimension of Outline (W×D×H)	790×275×200	790×275×200	790×275×200	970×300×224	970×300×224
Dimension of Package (L×W×H)	863×268×352	863×268×352	863×268×352	1038×380×305	1038×380×305
Weight (Net/gross), kg	9/11	9/11	9/11	13.5/16.5	13.5/16.5
Outer Diameter of Liquid Pipe	1/4"	1/4"	1/4"	1/4"	1/4"
Outer Diameter of Gas Pipe	3/8"	3/8"	3/8"	3/8"	5/8"



Model (indoor unit)	A, mm	B, mm	C, mm
EACS/I-07HM FMI/N8_ERP	790	275	200
EACS/I-09HM FMI/N8_ERP	790	275	200
EACS/I-12HM FMI/N8_ERP	790	275	200
EACS/I-18HM FMI/N8_ERP	970	300	224
EACS/I-24HM FMI/N8_ERP	1078	325	246



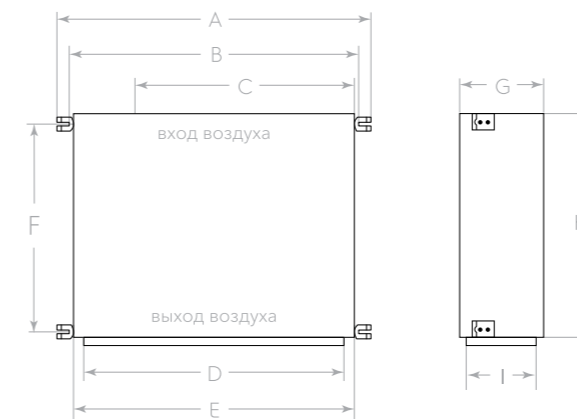
### Indoor duct unit

- Operating modes: cooling/heating/dehumidification/ventilation
- Stable operation from -22 °C to +43 °C
- Automatic defrosting
- Auto-cleaning
- Hot start
- Wired remote control
- Remote control with real-time mode and backlight (optional)\*
- Reusable washable filters



SUPER DC INVERTER

Specifications	EACD/I-09 FMI/N8_ERP EEC	EACD/I-12 FMI/N8_ERP EEC	EACD/I-18 FMI/N8_ERP EEC	EACD/I-24 FMI/N8_ERP EEC
Cooling Capacity, BTU/h	8530	11942	17060	24225.2
Heating Capacity, BTU/h	9554	13136	18766	27296
Rated Voltage, V/Hz	220-240/50/1	220-240/50/1	220-240/50/1	220-240/50/1
Sound Pressure Level, dB(A)	31	32	33	34
Air Flow Volume (indoor unit), m <sup>3</sup> /h	570/450/350/280	620/550/400/300	840/700/600/500	1120/1000/750/550
Dimension of Outline (W×D×H)	700×615×200	700×615×200	900×615×200	1100×615.00×200.00
Dimension of Package (L×W×H)	890×740×290	890×740×290	1120×740×290	1320×740×290
Weight (Net/gross), kg	21/26	22/28	26/32	30/40
Outer Diameter of Liquid Pipe	1/4	1/4	1/4	3/8
Outer Diameter of Gas Pipe	3/8	3/8	1/2	5/8



Model (indoor unit)	A, mm	B, mm	C, mm	D, mm	E, mm	F, mm	G, mm	H, mm	I, mm
EACD/I-09 FMI/N8_ERP	782	742	620	662	700	491	200	615	156
EACD/I-12 FMI/N8_ERP	782	742	620	662	700	491	200	615	156
EACD/I-18 FMI/N8_ERP	982	942	820	862	900	491	200	615	156
EACD/I-24 FMI/N8_ERP	1182	1142	1020	1062	1100	491	200	615	156

\* Option.



### Indoor units of floor-ceiling type

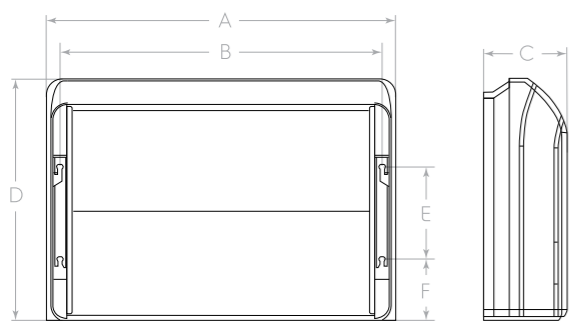
- Operating modes: cooling/heating/dehumidification/ventilation
- Stable operation from -22 °C to +43 °C
- Automatic defrosting
- Auto-cleaning
- Hot start
- Wired remote control\*
- Remote control with real-time mode and backlight
- Reusable washable filters



SUPER DC INVERTER

EACU/I-12 FMI/N8\_ERP EEC    EACU/I-18 FMI/N8\_ERP EEC    EACU/I-24 FMI/N8\_ERP EEC

Specifications	EACU/I-12 FMI/N8_ERP EEC	EACU/I-18 FMI/N8_ERP EEC	EACU/I-24 FMI/N8_ERP EEC
Cooling Capacity, BTU/h	11942	15354	24225.2
Heating Capacity, BTU/h	13648	17060	27296
Rated Voltage, V/Hz	220-240/50/1	220-240/50/1	220-240/50/1
Sound Pressure Level, dB(A)	26	26	27
Air Flow Volume (indoor unit), m <sup>3</sup> /h	700/610/540/420	680/590/520/410	950/870/800/720
Dimension of Outline (W×D×H)	870×235×665	870×235×665	1200×235×665
Dimension of Package (L×W×H)	1030×767×285	1030×767×285	1360×767×285
Weight (Net/gross), kg	25.0/30.0	25.5/30.5	33.0/40.0
Outer Diameter of Liquid Pipe	1/4	1/4	3/8
Outer Diameter of Gas Pipe	3/8	1/2	5/8



Model (indoor unit)	A, mm	B, mm	C, mm	D, mm	E, mm
EACU/I-12 FMI/N3_ERP	870	812	235	665	318
EACU/I-18 FMI/N3_ERP	870	812	235	665	318
EACU/I-24 FMI/N3_ERP	1200	1142	235	665	318

\* Option.



### Internal cassette-type blocks

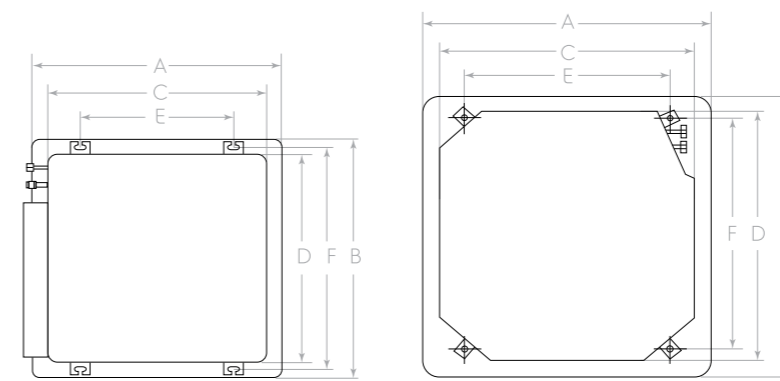
- Operating modes: cooling/heating/dehumidification/ventilation
- Stable operation from -22 °C to +43 °C
- Automatic defrosting
- Auto-cleaning
- Hot start
- Wired remote control\*
- Remote control with real-time mode and backlight
- Reusable washable filters



SUPER DC INVERTER

EACC/I-12 FMI/N8\_ERP EEC    EACC/I-18 FMI/N8\_ERP EEC    EACC/I-24 FMI/N8\_ERP EEC

Specifications	EACC/I-12 FMI/N8_ERP EEC	EACC/I-18 FMI/N8_ERP EEC	EACC/I-24 FMI/N8_ERP EEC
Cooling Capacity, BTU/h	11942	15354	24225.2
Heating Capacity, BTU/h	13648	17060	27296
Rated Voltage, V/Hz	220-240/50/1	220-240/50/1	220-240/50/1
Sound Pressure Level, dB(A)	44/41/38/34	47/45/41/35	47/45/41/36
Air Flow Volume (indoor unit), m <sup>3</sup> /h	650/560/520/450	710/670/590/450	1280/1220/1100/880
Dimension of Outline (W×D×H)	596×596×240	596×596×240	840×840×240
Dimension of Package (L×W×H)	775×735×285	775×735×285	960×960×310
Weight (Net/gross), kg	20.0/24.0	20.0/24.0	26.0/32.0
Dimension of Outline (Panel) (W×D×H)	670×670×50	220-240/50/1	950×950×60
Dimension of Package (Panel) (L×W×H)	763×763×105	763×763×105	1033×1038×133
Weight of Panel (Net/gross), kg	3.5/5	3.5/5	7/11
Outer Diameter of Liquid Pipe	1/4	1/4	3/8
Outer Diameter of Gas Pipe	3/8	1/2	5/8



Model (indoor unit)	A, mm	B, mm	C, mm	D, mm	E, mm	F, mm
EACC/I-12 FMI/N8_ERP	670	670	596	596	495	600
EACC/I-18 FMI/N8_ERP	670	670	596	596	495	600
EACC/I-24 FMI/N8_ERP	950	950	840	840	680	780

\* Option.

Possible combinations of indoor units

EACO/I-14 FMI-2/N8\_ERP (8 combinations)

1 room	2 rooms	
7	7+7	7+12
9	7+9	9+12
12	9+9	

EACO/I-18 FMI-2/N8\_ERP (10 combinations)

1 room	2 rooms	3 rooms
7	7+7	7+18
9	7+9	9+9
12	7+12	9+12

EACO/I-24 FMI-3/N8\_ERP (23 combinations)

2 rooms		3 rooms		
7+7	9+12	7+7+7	7+9+12	9+9+18
7+9	9+18	7+7+9	7+9+18	9+12+12
7+12	12+12	7+7+12	7+12+12	12+12+12
7+18	12+18	7+7+18	9+9+9	
9+9	18+18	7+9+9	9+9+12	

EACO/I-28 FMI-4/N8\_ERP (39 combinations)


2 rooms		3 rooms			4 rooms		
7+7	9+12	7+7+7	7+9+12	9+9+12	7+7+7+7	7+7+9+12	7+9+12+12
7+9	9+18	7+7+9	7+9+18	9+9+18	7+7+7+9	7+7+9+18	9+9+9+9
7+12	12+12	7+7+12	7+12+12	9+12+18	7+7+7+12	7+7+12+12	9+9+9+12
7+18	12+18	7+7+18	7+12+18	12+12+12	7+7+7+18	7+9+9+9	9+9+12+12
9+9	18+18	7+9+9	9+9+9	12+12+18	7+7+9+9	7+9+9+12	

EACO/I-36 FMI-4/N8\_ERP (73 combinations)

2 rooms		3 rooms			4 rooms			
7+12	12+12	7+7+7	7+12+18	9+12+24	7+7+7+7	7+7+9+24	7+9+9+24	9+9+9+18
7+18	12+18	7+7+9	7+12+24	9+18+18	7+7+7+9	7+7+12+12	7+9+12+12	9+9+9+24
7+24	12+24	7+7+12	7+18+18	9+18+24	7+7+7+12	7+7+12+18	7+9+12+18	9+9+12+12
9+9	18+18	7+7+18	7+18+24	12+12+12	7+7+7+18	7+7+12+24	7+9+18+18	9+9+12+18
9+12	18+24	7+7+24	9+9+9	12+12+18	7+7+7+24	7+7+18+18	7+12+12+12	9+9+18+18
9+18	24+24	7+9+9	9+9+12	12+12+24	7+7+9+9	7+9+9+9	7+12+12+18	9+12+12+12
9+24		7+9+12	9+9+18	12+18+18	7+7+9+12	7+9+9+12	9+9+9+9	9+12+12+18
		7+9+18	9+9+24	18+18+18	7+7+9+18	7+9+9+18	9+9+9+12	12+12+12+12
		7+9+24	9+12+12					
		7+12+12	9+12+18					

EACO/I-42 FMI-5/N8\_ERP (139 combinations)

2 rooms	3 rooms			4 rooms				5 rooms		
7+18	7+7+7	7+12+24	9+18+18	7+7+7+7	7+7+18+18	7+12+12+18	9+9+18+18	7+7+7+7+7	7+7+9+9+24	7+9+12+12+12
7+24	7+7+9	7+18+18	9+18+24	7+7+7+9	7+7+18+24	7+12+12+24	9+9+18+24	7+7+7+7+9	7+7+9+12+12	7+9+12+12+18
9+12	7+7+12	7+18+24	9+24+24	7+7+7+12	7+9+9+9	7+12+18+18	9+12+12+12	7+7+7+7+12	7+7+9+12+18	7+12+12+12+12
9+18	7+7+18	7+24+24	12+12+12	7+7+7+18	7+9+9+12	7+12+18+24	9+12+12+18	7+7+7+7+18	7+7+9+12+24	7+12+12+12+18
9+24	7+7+24	9+9+9	12+12+18	7+7+7+24	7+9+9+18	7+18+18+18	9+12+12+24	7+7+7+7+24	7+7+9+18+18	9+9+9+9+9
12+12	7+9+9	9+9+12	12+12+24	7+7+9+9	7+9+9+24	9+9+9+9	9+12+18+18	7+7+7+9+9	7+7+12+12+12	9+9+9+9+12
12+18	7+9+12	9+9+18	12+18+18	7+7+9+12	7+9+12+12	9+9+9+12	9+18+18+18	7+7+7+9+12	7+7+12+12+18	9+9+9+9+18
12+24	7+9+18	9+9+24	12+18+24	7+7+9+18	7+9+12+18	9+9+9+18	12+12+12+12	7+7+7+9+18	7+7+12+18+18	9+9+9+9+24
18+18	7+9+24	9+12+12	12+24+24	7+7+9+24	7+9+12+24	9+9+9+24	12+12+12+18	7+7+7+9+24	7+9+9+9+9	9+9+9+12+12
18+24	7+12+12	9+12+18	18+18+18	7+7+12+12	7+9+18+18	9+9+12+12	12+12+12+24	7+7+7+12+12	7+9+9+9+12	9+9+9+12+18
24+24	7+12+18	9+12+24	18+18+24	7+7+12+18	7+9+18+24	9+9+12+18	12+12+18+18	7+7+7+12+18	7+9+9+9+18	9+9+9+18+18
				7+7+12+24	7+12+12+12	9+9+12+24		7+7+7+12+24	7+9+9+9+24	9+9+12+12+12
								7+7+7+18+18	7+9+9+12+12	9+9+12+12+18
								7+7+9+9+9	7+9+9+12+18	9+12+12+12+12
								7+7+9+9+12	7+9+9+12+24	9+12+12+12+18
								7+7+9+9+18	7+9+9+18+18	12+12+12+12+12





## Electrolux UP3 DC - the new generation of Full DC - inverter systems of professional air conditioning

Electrolux household air conditioners based on inverter technologies have proven themselves well among various categories of consumers.

Many years of development experience and accumulated technological potential allowed to create and bring to market a series of professional air conditioning systems with DC-inverter compressor control.

### Reduced noise level

The noise level of the indoor unit is one of the most significant factors when choosing a split system. Electrolux products use fans of a special aerodynamic design that reduce the noise characteristics of the equipment to a minimum.



## Electrolux UP3 DC



### Full DC inverter

In the new generation of semi-industrial split systems, Full DC inverter technology is implemented, in which not only the compressor has inverter control, but also the fan motors of the indoor and outdoor units are inverter.



### Electronic expansion valve (EEV).

In the Electrolux semi-industrial split systems, instead of the usual capillary tube, throttling is carried out by an electronic expansion valve. This ensures a more accurate supply of refrigerant to the system and more accurate temperature maintenance.



### R32

The series of semi-industrial air conditioning systems UP3 DC uses a new generation refrigerant - R32, which is more than 35% safer for the environment than R410A.



### Extended range of operation

Built-in winter kit allows you to operate the system at temperatures from -20 ° C.



### A++

High energy efficiency class A++.




### The record

length of the pipe is up to 75 m.

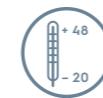






### Internal cassette-type blocks

- Operating modes: cooling/heating/dehumidification/ventilation
- Stable operation from -20 °C to +48 °C
- Display of the operating mode on the panel
- Night mode
- Automatic defrosting
- Auto-cleaning
- Hot start
- Possibility of fresh air mixing
- Wired remote control\*
- Remote control with real-time mode
- Anti-corrosion coating Blue Fin
- Reusable washable filters



Reliable operation from -20 to +48 °C



Increased pipe lengths up to 75 m



Built-in drainage pump



Electronic expansion valve



Protection against voltage surges



Low noise level



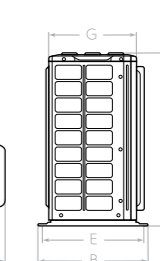
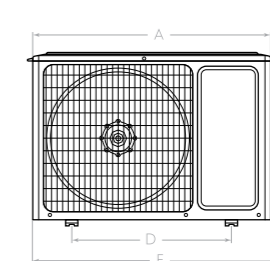
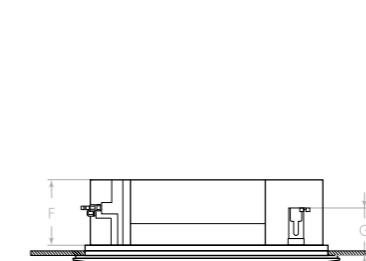
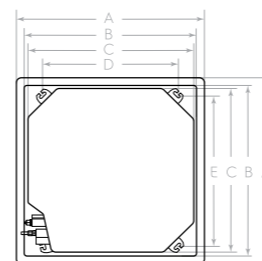
Energy Efficiency Class (A++)



The complex of self-diagnostics of automatic protection

### SUPER DC INVERTER

	EACC/in-12H/ UP3-DC/N8 EEC	EACC/in-18H/ UP3-DC/N8 EEC	EACC/in-24H/ UP3-DC/N8 EEC	EACC/in-36H/ UP3-DC/N8 EEC	EACC/in-48H/ UP3-DC/N8 EEC	EACC/in-60H/ UP3-DC/N8 EEC
<b>Specifications</b>						
Cooling Capacity (cooling/heating), kW	3.50 / 4.00	5.00 / 5.50	7.00 / 8.00	10.00 / 12.00	13.40 / 15.50	14.50 / 17.00
Heating Capacity (cooling/heating), kW	1 / 1,05	1,56 / 1,65	2,05 / 2,2	3,15 / 3,55	4,7 / 4,45	5,2 / 4,8
Rated Voltage (indoor/outdoor) V/Hz, Ph	220-240-50-1 / 220-240-50-1	220-240-50-1 / 220-240-50-1	220-240-50-1 / 220-240-50-1	220-240-50-1 / 220-240-50-1	220-240-50-1 / 380-415-50-3	220-240-50-1 / 380-415-50-3
EER/COP	A / A	A / A	A / B	B / B	C / B	C / B
SEER/SCOP	A+ / A+	A+ / A+	A++ / A	A++ / A+	A++ / A+	A++ / A
Air Flow Volume, m³/h	650 / 580 / 480 / 400	700 / 580 / 480 / 400	1100 / 1050 / 960 / 870	1500 / 1470 / 1380 / 1220	1900 / 1690 / 1480 / 1140	2000 / 1880 / 1620 / 1430
Sound Pressure Level, dB (A)	39 / 36 / 33	39 / 36 / 33	42 / 40 / 39	48 / 46 / 42	51 / 48 / 45	52 / 50 / 48
Appliance dimensions. Indoor unit (W*D*H), mm	570*570*265	570*570*265	840*840*240	840*840*240	840*840*290	840*840*290
Appliance dimensions. Outdoor unit (W*D*H), mm	818*302*596	818*302*596	892*340*698	940*460*820	940*460*820	900*340*1345
Appliance dimensions. Panel (W*D*H), mm	620*620*47.5	620*620*47.5	950*950*52	950*950*52	950*950*52	950*950*52
Package dimensions. Indoor unit (L*W*H), mm	698*653*295	698*653*295	963*963*325	963*963*325	963*963*379	963*963*379
Package dimensions. Outdoor unit (L*W*H), mm	948*420*645	948*420*645	1029*458*750	1083*573*973	1083*573*973	1048*458*1500
Package dimensions. Panel (L*W*H), mm	701*701*125	701*701*125	1033*1038*112	1033*1038*112	1033*1038*112	1033*1038*112
Net/Gross weight. Indoor unit, kg	17.0 / 22.0	17.0 / 22.0	29.0 / 36.0	31.0 / 38.0	36.0 / 44.0	36.0 / 44.0
Net/Gross weight. Outdoor unit, kg	37.0 / 40.0	39.0 / 42.0	53.0 / 57.0	83.0 / 95.0	99 / 111	112.0 / 122.0
Net weight. Panel, kg	4.5	4.5	9.5	9.5	9.5	9.5
Outer Diameter of Pipe (Liquid / Gas Pipe), inch	1/4" / 3/8"	1/4" / 1/2"	3/8" / 5/8"	3/8" / 5/8"	3/8" / 5/8"	3/8" / 5/8"
Max distance of connection pipe (Length/Height), m	30 / 15	35 / 20	50 / 25	65 / 30	75 / 30	75 / 30
Operation ambient temperature range (Cooling / Heating), °C	-20-48 / -20-24	-20-48 / -20-24	-20-48 / -20-24	-20-48 / -20-24	-20-48 / -20-24	-20-48 / -20-24



Model (indoor unit)	A,mm	B,mm	C,mm	D,mm	E,mm	F,mm	G,mm	Model (outdoor unit)	A,mm	B,mm	C,mm	D,mm	E,mm	F,mm	G,mm
EACC/in-12H/UP3-DC/N8	620	580	570	520	560	265	170	EACO/out-12H/UP3-DC/N8	818	378	596	550	348	887	302
EACC/in-18H/UP3-DC/N8	620	580	570	520	560	265	170	EACO/out-18H/UP3-DC/N8	818	378	596	550	348	887	302
EACC/in-24H/UP3-DC/N8	950	870	840	660	790	240	165	EACO/out-24H/UP3-DC/N8	892	396	698	560	364	952	340
EACC/in-36H/UP3-DC/N8	950	870	840	660	790	240	165	EACO/out-36H/UP3-DC/N8	940	530	820	610	486	-	460
EACC/in-48H/UP3-DC/N8	950	870	840	660	790	240	165	EACO/out-48H/UP3-DC/N8	940	530	820	610	486	-	460
EACC/in-60H/UP3-DC/N8	950	870	840	660	790	240	165	EACO/out-60H/UP3-DC/N8	900	412	1345	572	378	-	340

\* Option.



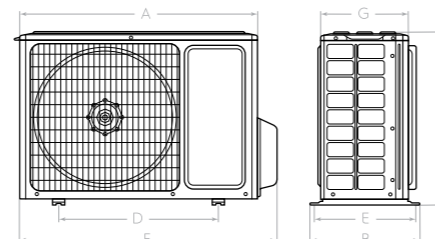
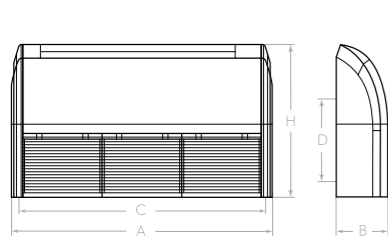
### Indoor units of floor-ceiling type

- Operating modes: cooling/heating/dehumidification/ventilation
- Display of the operating mode on the panel
- Night mode
- Automatic swing of vertical and horizontal blinds
- Automatic defrosting
- Auto-cleaning
- Hot start
- Possibility of fresh air mixing
- Wired remote control\*
- Anti-corrosion coating Blue Fin
- Reusable washable filters



SUPER DC INVERTER

Specifications	EACU/in-18H/ UP3-DC/N8 EEC	EACU/in-24H/ UP3-DC/N8 EEC	EACU/in-36H/ UP3-DC/N8 EEC	EACU/in-48H/ UP3-DC/N8 EEC	EACU/in-60H/ UP3-DC/N8 EEC
Cooling Capacity (cooling/heating), kW	5.00 / 5.50	7.00 / 8.00	10.00 / 12.00	13.40 / 15.50	16.00 / 17.00
Heating Capacity (cooling/heating), kW	1,55 / 1,6	1,9 / 2,45	3,3 / 3,6	4,3 / 4,4	5,4 / 5,4
Rated Voltage (indoor/outdoor) V/Hz, Ph	220-240-50-1 / 220-240-50-1	220-240-50-1 / 220-240-50-1	220-240-50-1 / 220-240-50-1	220-240-50-1 / 380-415-50-3	220-240-50-1 / 380-415-50-3
EER/COP	A / A	A / B	B / B	B / B	C / B
SEER/SCOP	A+ / A+	A++ / A	A++ / A+	A++ / A+	A++ / A
Air Flow Volume, m <sup>3</sup> /h	850 / 800 / 700 / 600	1300 / 1220 / 1090 / 940	1600 / 1500 / 1350 / 1260	2100 / 2000 / 1800 / 1480	2300 / 2200 / 1870 / 1590
Sound Pressure Level, dB (A)	42 / 39 / 36	44 / 41 / 38	47 / 45 / 43	50 / 48 / 44	53 / 49 / 45
Appliance dimensions. Indoor unit (W*D*H), mm	870*665*235	1200*665*235	1200*665*235	1570*665*235	1570*665*235
Appliance dimensions. Outdoor unit (W*D*H), mm	818*302*596	892*340*698	940*460*820	940*460*820	900*340*1345
Package dimensions. Indoor unit (L*W*H), mm	1033*770*300	1363*770*300	1363*770*300	1729*770*300	1729*770*300
Package dimensions. Outdoor unit (L*W*H), mm	948*420*645	1029*458*750	1083*573*973	1083*573*973	1048*458*1500
Net/Gross weight. Indoor unit, kg	26.0 / 31.0	31.0 / 37.0	32.0 / 38.0	42.0 / 49.0	42.0 / 49.0
Net/Gross weight. Outdoor unit, kg	39.0 / 42.0	53.0 / 57.0	83.0 / 95.0	99 / 111	112.0 / 122.0
Outer Diameter of Pipe (Liquid / Gas Pipe), inch	1/4" / 1/2"	1/4" / 1/2"	3/8" / 5/8"	3/8" / 5/8"	3/8" / 5/8"
Max distance of connection pipe (Length/Height), m	30 / 15	35 / 20	50 / 25	65 / 30	75 / 30
Operation ambient temperature range (Cooling / Heating), °C	-20-48 / -20-24	-20-48 / -20-24	-20-48 / -20-24	-20-48 / -20-24	-20-48 / -20-24



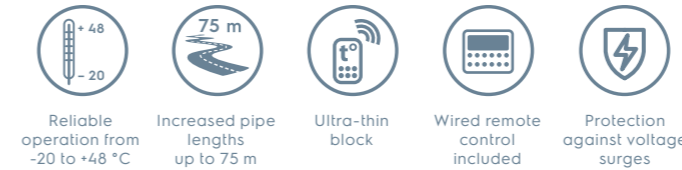
Model (indoor unit)	A, mm	B, mm	C, mm	D, mm	H, mm	Model (outdoor unit)	A, mm	B, mm	C, mm	D, mm	E, mm	F, mm	G, mm
EACU/in-18H/UP3-DC/N8	870	235	812	318	665	EACO/out-18H/UP3-DC/N8	818	378	596	550	348	887	302
EACU/in-24H/UP3-DC/N8	1200	235	1142	318	665	EACO/out-24H/UP3-DC/N8	892	396	698	560	364	952	340
EACU/in-36H/UP3-DC/N8	1200	235	1142	318	665	EACO/out-36H/UP3-DC/N8	940	530	820	610	486	-	460
EACU/in-48H/UP3-DC/N8	1570	235	1512	318	665	EACO/out-48H/UP3-DC/N8	940	530	820	610	486	-	460
EACU/in-60H/UP3-DC/N8	1570	235	1512	318	665	EACO/out-60H/UP3-DC/N8	900	412	1345	572	378	-	340

\* Option.



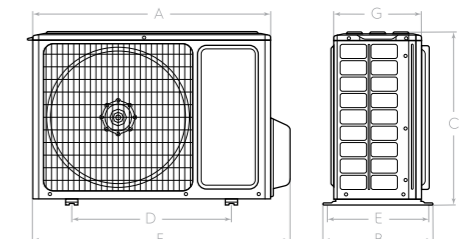
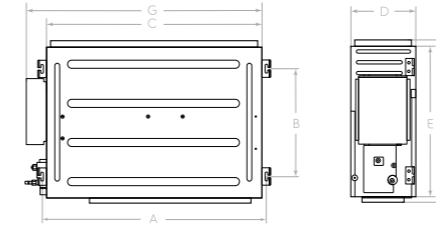
### Internal channel-type blocks

- Operating modes: cooling/heating/dehumidification/ventilation
- Stable operation from -20 °C to +48 °C
- Night mode
- Automatic swing of vertical and horizontal blinds
- Automatic defrosting
- Auto-cleaning
- Hot start
- Possibility of fresh air mixing
- Remote control with real-time mode\*
- Anti-corrosion coating Blue Fin
- Reusable washable filters



SUPER DC INVERTER

Specifications	EACD/in-18H/ UP3-DC/N8 EEC	EACD/in-24H/ UP3-DC/N8 EEC	EACD/in-36H/ UP3-DC/N8 EEC	EACD/in-48H/ UP3-DC/N8 EEC	EACD/in-60H/ UP3-DC/N8 EEC
Cooling Capacity (cooling/heating), kW	5.00 / 5.50	7.00 / 8.00	10.00 / 12.00	13.40 / 15.50	16.00 / 17.00
Heating Capacity (cooling/heating), kW	1,55 / 1,45	2,1 / 2,25	3,2 / 3,4	4,7 / 4,45	5,45 / 5
Rated Voltage (indoor/outdoor) V/Hz, Ph	220-240-50-1 / 220-240-50-1	220-240-50-1 / 220-240-50-1	220-240-50-1 / 220-240-50-1	220-240-50-1 / 380-415-50-3	220-240-50-1 / 380-415-50-3
EER/COP	A / A	A / B	B / B	C / B	C / B
SEER/SCOP	A+ / A+	A++ / A	A++ / A+	A++ / A+	A++ / A
Air Flow Volume, m <sup>3</sup> /h	950 / 880 / 820 / 700	1200 / 1160 / 1090 / 940	1800 / 1520 / 1380 / 1270	2200 / 2000 / 1730 / 1490	2400 / 1960 / 1670 / 1380
Sound Pressure Level, dB (A)	42 / 39 / 36	39 / 37 / 36	44 / 42 / 40	41 / 40 / 38	41 / 39 / 38
External static pressure, Pa	25	25	37	50	50
External static pressure range, Pa	0-50	0-75	0-150	0-150	0-200
Appliance dimensions. Indoor unit (W*D*H), mm	1000*450*200	1300*450*220	1000*700*300	1400*700*300	1400*700*300
Appliance dimensions. Outdoor unit (W*D*H), mm	818*302*596	892*340*698	940*460*820	940*460*820	900*340*1345
Package dimensions. Indoor unit (L*W*H), mm	1308*568*275	1628*578*300	1205*813*360	1601*813*365	1678*808*365
Package dimensions. Outdoor unit (L*W*H), mm	948*420*645	1029*458*750	1083*573*973	1083*573*973	1048*458*1500
Net/Gross weight. Indoor unit, kg	26.0 / 31.0	31.0 / 38.0	41.0 / 47.0	50.0 / 56.0	57.0 / 64.0
Net/Gross weight. Outdoor unit, kg	39.0 / 42.0	53.0 / 57.0	83.0 / 95.0	99 / 111	112.0 / 122.0
Outer Diameter of Pipe (Liquid / Gas Pipe), inch	1/4" / 1/2"	3/8" / 5/8"	3/8" / 5/8"	3/8" / 5/8"	3/8" / 5/8"
Max distance of connection pipe (Length/Height), m	35 / 20	50 / 25	65 / 30	75 / 30	75 / 30
Operation ambient temperature range (Cooling / Heating), °C	-20-48 / -20-24	-20-48 / -20-24	-20-48 / -20-24	-20-48 / -20-24	-20-48 / -20-24



Model (indoor unit)	A, mm	B, mm	C, mm	D, mm	E, mm	F, mm	G, mm	Model (outdoor unit)	A, mm	B, mm	C, mm	D, mm	E, mm	F, mm	G, mm
EACD/in-18H/UP3-DC/N8	1060	415	1000	200	450	474	1068	EACO/out-18H/UP3-DC/N8	818	378	596	550	348	887	302
EACD/in-24H/UP3-DC/N8	1360	415	1300	220	450	474	1368	EACO/out-24H/UP3-DC/N8	892	396	698	560	364	952	340
EACD/in-36H/UP3-DC/N8	1040	500	1000	300	700	754	1092	EACO/out-36H/UP3-DC/N8	940	530	820	610	486	-	460
EACD/in-48H/UP3-DC/N8	1440	500	1400	300	700	754	1492	EACO/out-48H/UP3-DC/N8	940	530	820	610	486	-	460
EACD/in-60H/UP3-DC/N8	1440	500	1400	300	700	754	1543	EACO/out-60H/UP3-DC/N8	900	412	1345	572	378	-	340

\* Option.

Learn more on our website  
[www.home-comfort.com](http://www.home-comfort.com)

Electrolux is a registered trademark used  
under license from AB Electrolux (publ).

Mistakes and typing errors may be permitted in texts  
and numeric notations. Product design and technical  
data may vary from the one pictured on the packaging.  
Please refer to a sales consultant for more detailed  
information.

Version: EACC 2022/1

